



The Graduation Survey

August 2021, December 2021
& May 2022 Graduates



Published March 2023

Career Services • University Analytics & Planning

About the Survey

The UND Graduation Survey collects employment and demographic information from UND students at graduation.

The information collected in this survey is used by various offices across campus, as well as for university assessment purposes and to inform responses to questions from various stakeholders regarding employment and salary data.

Survey Response & Participants



In August 2021, December 2021, and May 2022, 2,449 students were candidates for degrees, with 722 graduates having participated in this survey, for a response rate of 29%

*August 2021: 183 survey participants of 474 candidates for graduation;
December 2021: 296 survey participants of 810 candidates for graduation;
May 2022: 243 participants of 1,165 candidates for graduation.*



Most of the respondents* (67%) received an undergraduate degree (33% graduate degree)



Colleges Represented per Survey Responses

A&S 23%, AERO 11%, NCoBPA 16%, CEM 12%, CNPD 16%, EHD 15%, and SMHS 7%

Percentages noted in this report may not sum to 100% due to rounding.

* Law (JD) and Medicine (MD) graduates were not surveyed.

The Graduation Survey

August 2021, December 2021, & May 2022



82%

Employed, serving in the military, or pursuing additional education



90%

Occupation Related to Degree/Field of Study



\$53,725

Average Starting Salary

\$68,224

Undergrad

Grad

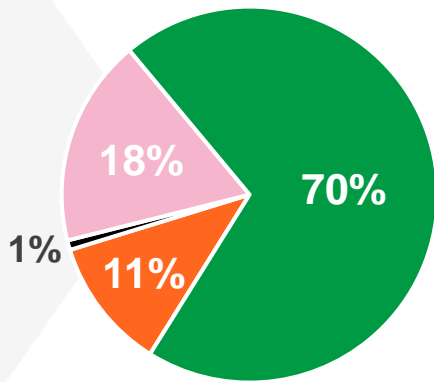


41%

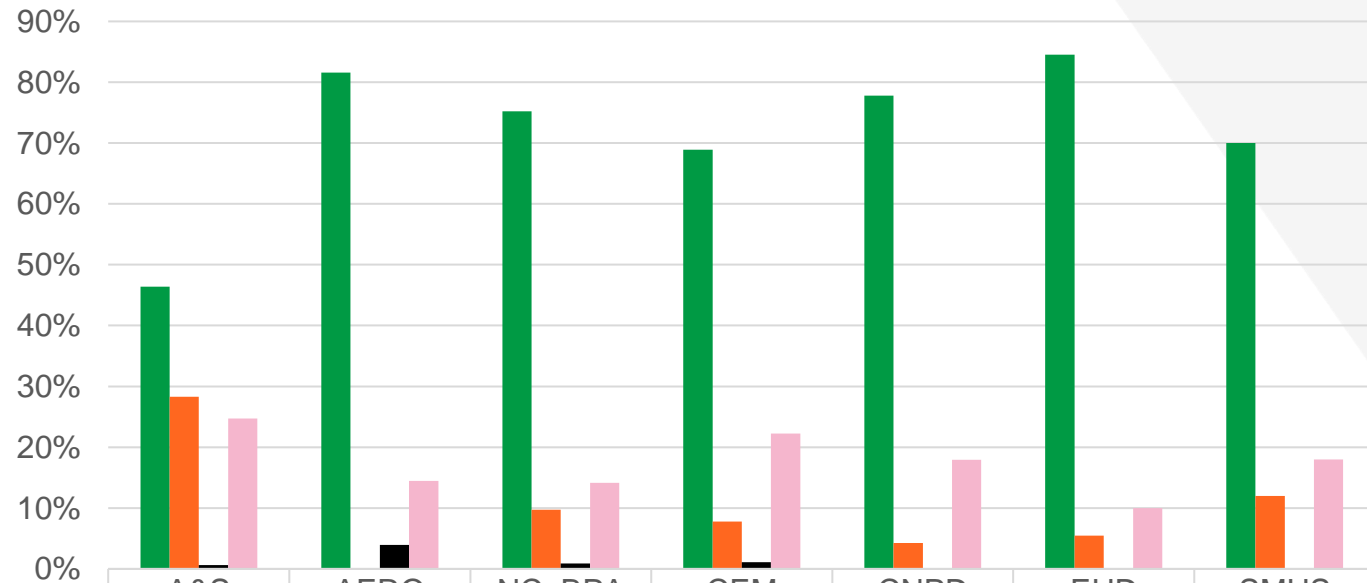
Participated in an internship or co-op

Employment Status

Total Breakdown



Breakdown by College



	A&S	AERO	NCoBPA	CEM	CNPD	EHD	SMHS
■ Working	46%	82%	75%	69%	78%	85%	70%
■ Continuing Education	28%	0%	10%	8%	4%	5%	12%
■ Military	1%	4%	1%	1%	0%	0%	0%
■ Unemployed/Volunteering	25%	14%	14%	22%	18%	10%	18%

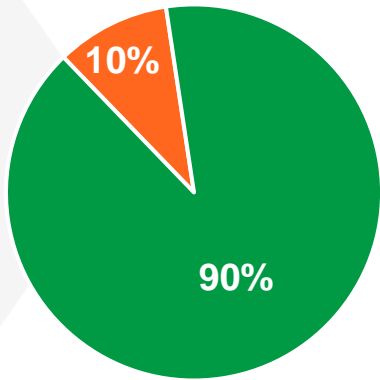
N = 722 [A&S = 166, AERO = 76, NCoBPA = 113, CEM = 90, CNPD = 117, EHD = 110, SMHS = 50]

Unemployed/Volunteering includes responses of "Still Looking", "Not Seeking", and "Volunteering".

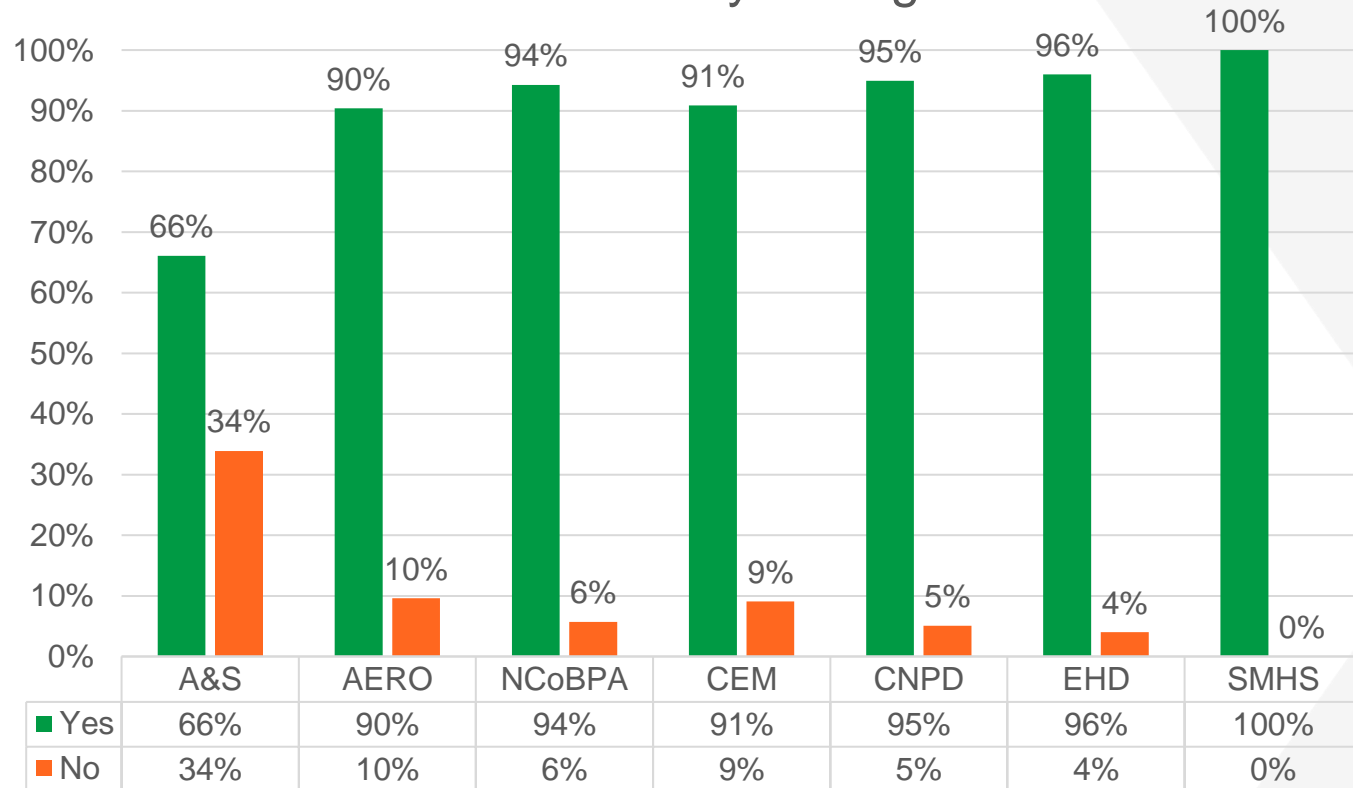
Note: Includes undergraduate and graduate students.

Job Relatedness to Degree

Total Breakdown



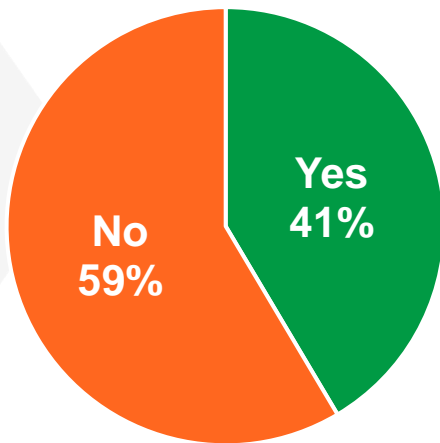
Breakdown by College



Employed "Full-Time" or Employed "Part-Time" and responded to question $n = 417$
 [A&S = 59, AERO = 52, NCoBPA = 70, CEM = 55, CNPD = 79, EHD = 75, SMHS = 27]
 Note: Includes undergraduate and graduate students.

Internship/Co-Op Participation While at UND

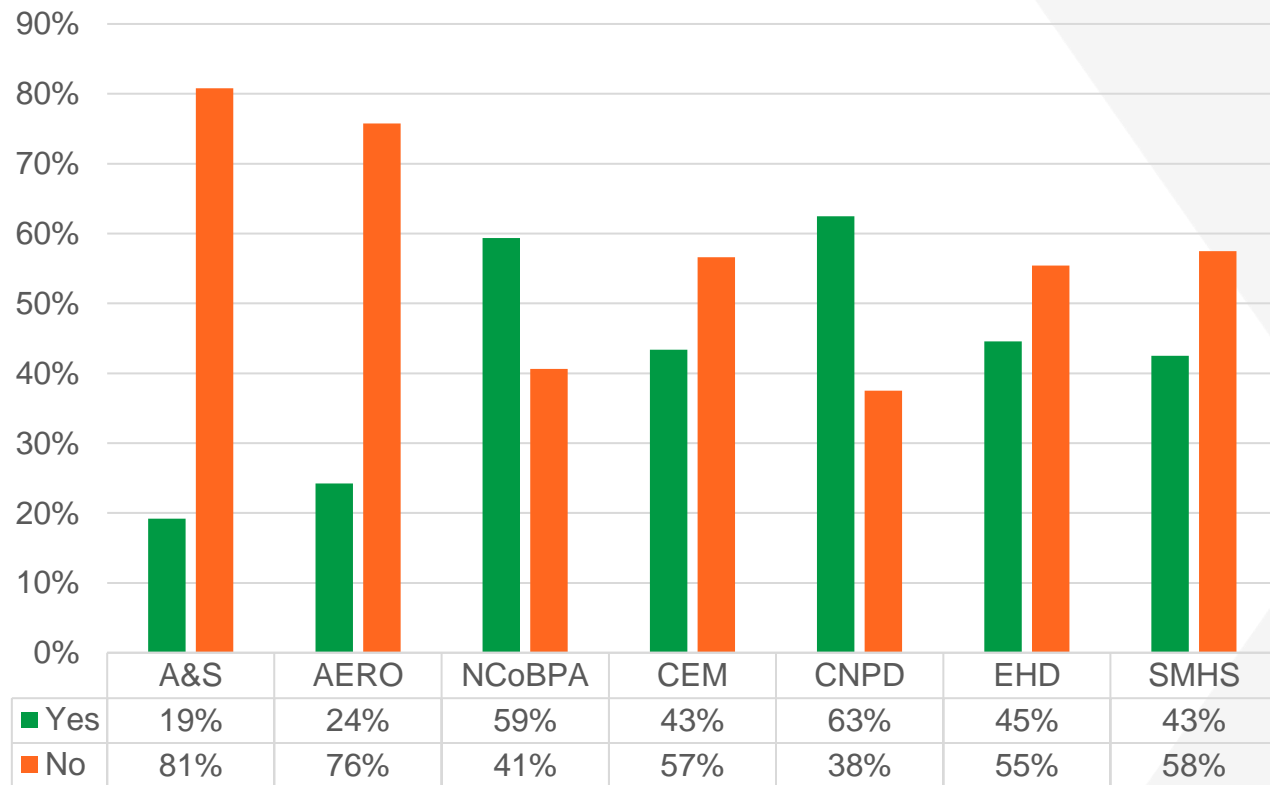
Total Breakdown



50%*

Internship/co-op resulted in employment offer

Breakdown by College



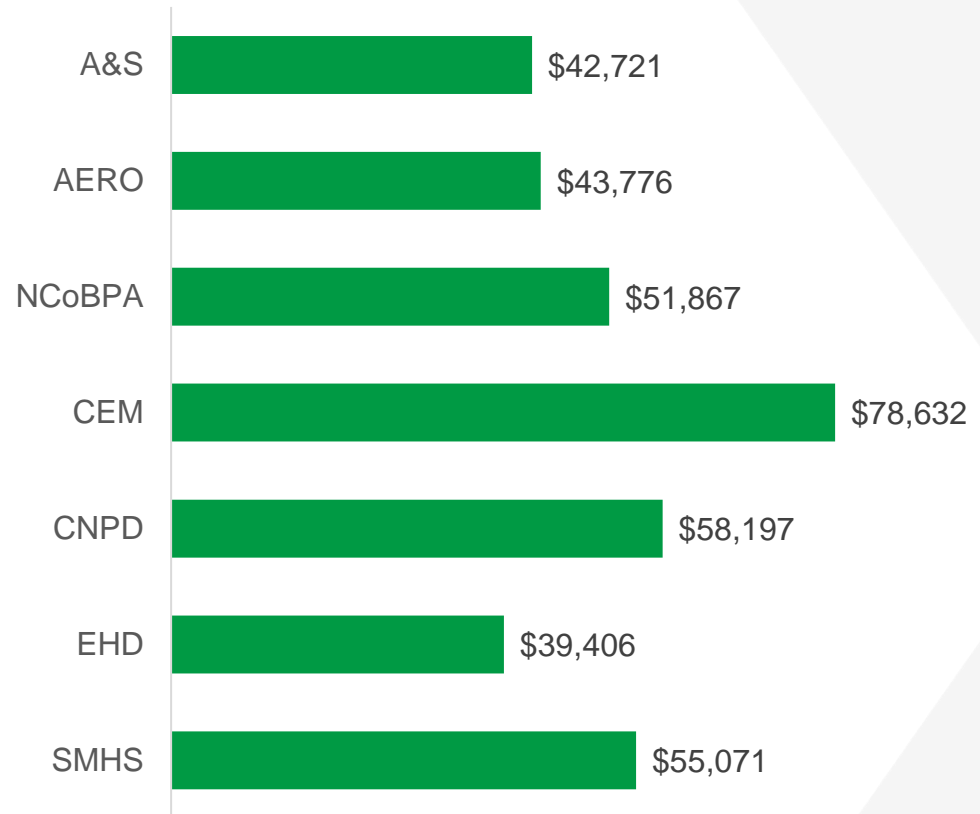
n = 627 [A&S = 146, AERO = 66, NCoBPA = 96, CEM = 83, CNPD = 104, EHD = 92, SMHS = 40]

*n = 129 of the 260 graduates who indicated internship/co-op participation

Note: Includes undergraduate and graduate students.

Undergraduate Salary

\$53,725
Average Salary

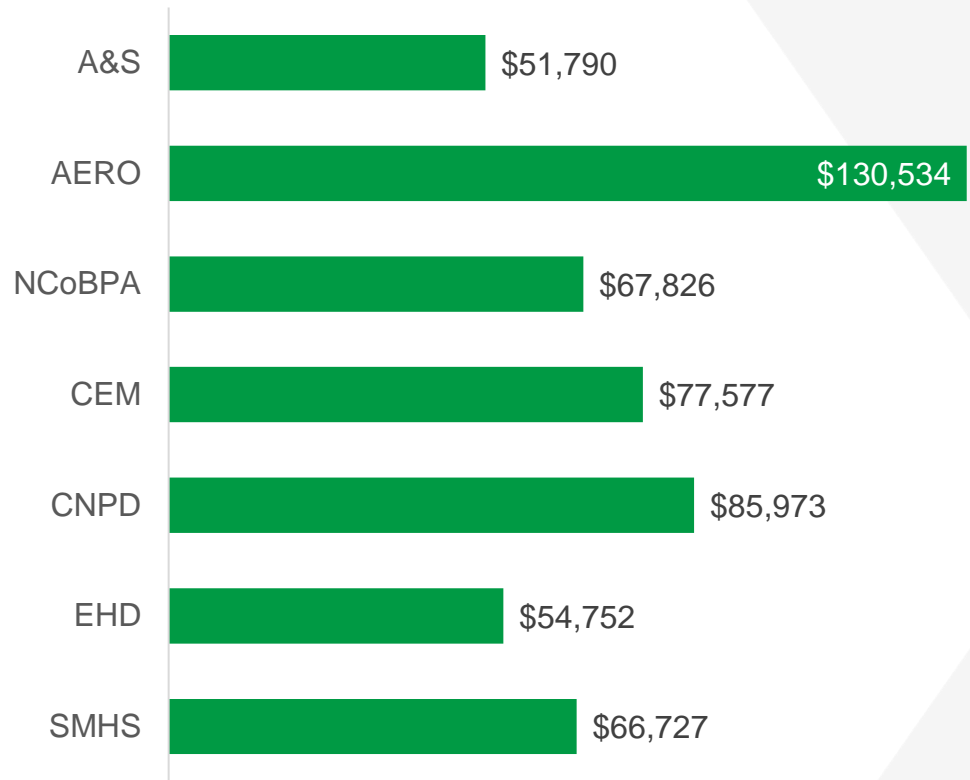


Employed "Full-Time" and responded with salary $n = 200$

[A&S = 34, AERO = 34, NCoBPA = 40, CEM = 32, CNPD = 41, EHD = 14, SMHS = 5]

Graduate Salary

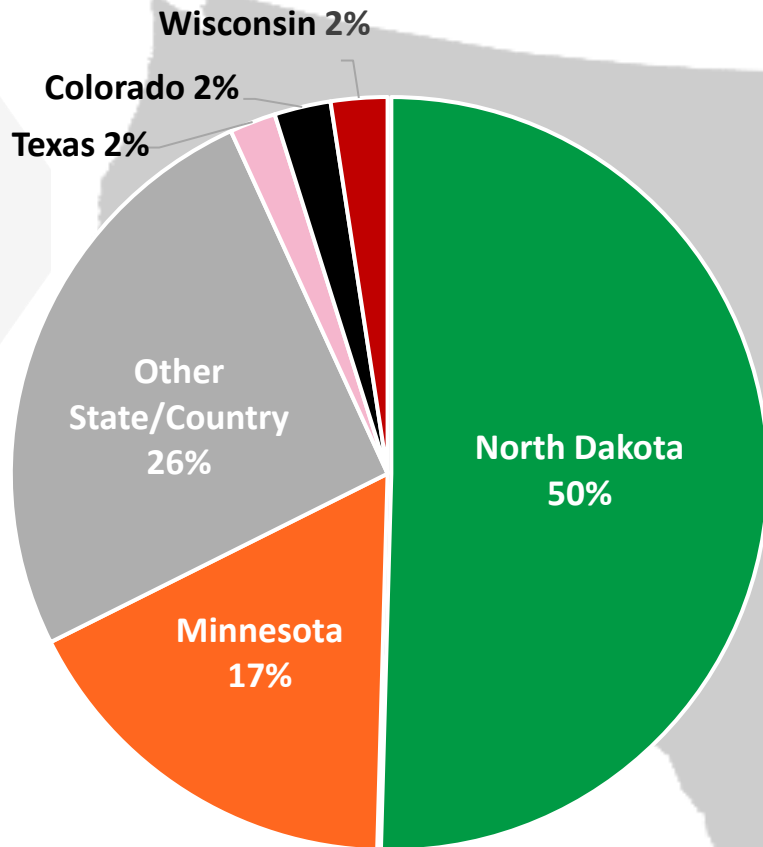
\$68,224
Average Salary



Employed "Full-Time" and responded with salary $n = 134$

[A&S = 16, AERO = 5, NCoBPA = 21, CEM = 11, CNPD = 25, EHD = 42, SMHS = 14]

Where Students are Employed After Graduation



Top 5 Employers

1. UND/NDUS (10%)
2. Sanford Health (5%)
3. Grand Forks Public Schools (3%)
4. Altru Health System (3%)
5. Brady Martz and Associates (2%)